










BRAND	INT	CODE	ILLUSTRATION	INNER DIA.	BHD	WIDHT	H	OEM NO	MARKA	MODEL NAME	MODEL YEAR	WHEEL DRIVE	MODEL TYPE	AÇIKLAMA
VOLVO	INT	436		25	75	12	55	5114100081	VOLVO					
VOLVO	INT	437		25	76	12	64	5114100081	VOLVO	V70 XC70	1997-2000			
VOLVO	INT	434		30	57	13	57	5115100281 9183941	VOLVO	S80 S70 V70 XC70	2000>			
VOLVO	INT	502		30	75	15	65	JLM1542	VOLVO JAGUAR	XC70 V70 JAGUAR XJ	1994-1997			
VOLVO	INT	061		30	118	13	27	5114102081	VOLVO FORD	S80 XC80 XC70 XC80 KUGA EDGE				
VOLVO	INT	435		30	93	13	55	8689886	VOLVO	XC70 XC90	2002-2014			8*1.25 HOLE
VOLVO	INT	070		35	80	14	63		VOLVO	740 760	1988-1991			
VOLVO	INT	071		40	80	15	63		VOLVO	940 960	1988-1991			
VOLVO	INT	830		40	168	22	627	3953472	VOLVO					
VOLVO	INT	002		45	80	16	62	1340801	VOLVO OPEL	740 760 940 960 FRONTERA				
VOLVO	INT	056		45	194	19	69	1697203 4682902	VOLVO		1985-2000		FL6	
VOLVO	INT	474		50	55			337321	VOLVO				F10 F12 F7	
VOLVO	INT	028		50	194	30	71	20876246	VOLVO RENAULT				FH12 FH16 FL6 FL7 FL10 FM7 FM9	
VOLVO	INT	113		55	194	18	71		VOLVO					SOLID RUBBER DOLU LASTIK
VOLVO	INT	122		55	200	18	71	20471428 2040-8055	VOLVO				FE FH12 FH16 FL6 FL10 FM7 FM9	SOLID RUBBER DOLU LASTIK
VOLVO	INT	822		55	200	18	71	42541440 93163091 20471422	VOLVO RENAULT IVECO				FH12 FH16	SOLID RUBBER WITH V RING SEAL
VOLVO	INT	429		55	194	18 2+2MM WASHER		20876194	VOLVO		2006>		FL2 FL3	
VOLVO	INT	105		60	194	18	71	20400679	VOLVO					
VOLVO	INT	430		60	194	22	71	1409058 1782199 1409967 20876194	VOLVO DAF					
VOLVO	INT	046		60	198	30	80	1636983 263000 621235	VOLVO				F6 F7 F10 N7 N10 N12 F17	
VOLVO	INT	461		60	198			1651230	VOLVO				FH SERIES FL SERIES F SERIES B SERIES	INT46 SAÇ GÖVDE
VOLVO	INT	012		60	220	36	80	93157626 42536961	DAEWOO IVECO RENAULT VOLVO DAF	NOVUS N7DVF MAGNUM F85 F85 F75 F75 CF85 4500B BM L90				
VOLVO	INT	060		60	198	30	80	6212888	VOLVO	BM L180C HL BM L120 BM L150C LB L90C BM L70 BM L180C BM L160 BM L90 CO BM L180 HI				HARD

INTECH

BRAND	INT	CODE	ILLUSTRATION	INNER DIA.	BHD	WIDHT	H	OEM NO	MARKA	MODEL NAME	MODEL YEAR	WHEEL DRIVE	MODEL TYPE	AÇIKLAMA
VOLVO	INT	463		60	N/A	N/A	80	1696389	VOLVO	4300B BM L90 BM L180C HL BM L120 BM L150C LB L90C BM L70 BM L180C BM L180 BM L90 CO BM L180 HL			FE SERIES FH SERIES FL SERIES F SERIES B SERIES	INT046 LASTİK / INT046 ONLY RUBBER
VOLVO	INT	818		65	220-230	23			VOLVO DAF RENAULT IVECO MAN					
VOLVO	INT	488		65	198	20	80		VOLVO					
VOLVO	INT	473		70	N/A	20	80	263567 02635670 8171366	VOLVO				F10 F12 F16 FH12 FH16 FL10 FL11 FL12	
VOLVO	INT	047		70	198	20	80	16229553 8171366	VOLVO				F10 F12 F16 FH12 FH16 FL10	
VOLVO	INT	030		70	220	20	85	20471428 21096141	VOLVO				FE FH12 FH16 FH16 II FLC FL6	
VOLVO	INT	191		70	220	20		20471428	VOLVO				FL11 FE240 FE260 FH12 FH16 FH16 II FLC FL6	
VOLVO	INT	295		70	220-230	26	92	25641426 21081171 21082632 21081150 20875962	VOLVO				FH400 FH420 FH440 FH460 FH480 FH500 FH520	WITH ORG BALL BEARING
VOLVO	INT	312		75	220-230	26	90	20875962	IVECO RENAULT MAN VOLVO					