


	ÖLÇÜLER MONTAJ ÇAPI X YÜKSEKLİĞİ X HUNİ ÇAPI X TAM BOY	HUNİ İC CAP	TAM BOY			
INT4001			99.80	9,4	24	90
INT4002			99.80	12		100
INT4003			108	10	25	80
INT4004			99,6	10	20	90

INT4005			86	5	21	73
INT4006			86	7	21	72
INT4007			85	7	18	81
INT4008			84	14	28	88

INT4009			69	13	22	105
INT4010			70	13	18	83
INT4011			79	12	24	82
INT4012			73	19	18	107

INT4013			74	YOK	37	9,5
INT4014			84	16	37	31
INT4015			74	YOK	25	96
INT4016			84	18	25	92


INT4017			95	6	24	83
INT4018			80	11	25	50
INT4019			100	23	27	86
INT4019-D						

INT4020			95	11	24	53
INT4021			68	25	23	105
INT4022			94	19	31	81
INT4024			68	18	23	106


INT4025			72	11	24	43
INT4026			86	16	28	59
INT4027			100	10	23	66
INT4028			88	13	25	60









INT4029			68	20	19	72
INT4030			91	14	25	76
INT4031			100	12	24	124
INT4032			68	19	20	76




INT4033			76	13	21	73
INT4035			78	16	22	65
INT4036			63	YOK	33	27
INT4038			100	13	22	65

INT4039			107	10	25	45
INT4040			88	YOK	23	84
INT4041			94	12	24	66
INT4042			72	YOK	29	128

INT4043						
INT4044			100		23	
INT4047			100		23	
INT4048			100		22	
INT4045			78		18	
INT4049			78		18	

INT4046			94	24	
INT4050			80	20	
INT4051			95	27	
INT4052			108	30	
INT4053			86	20	
INT4054			108	25	
INT4056			100	22	
INT4057			100	25	

Original part numbers are mentioned only for description and and shows to which vehicle are suitable .Products are not original

INT4058			88		27	
---------	---	--	----	--	----	--