




BRAND	INT	CODE	ILLUSTRATION	INNER DIA.	BHD	WIDHT	H	OEM NO	MARKA	MODEL NAME	MODEL YEAR	WHEEL DRIVE	MODEL TYPE	AÇIKLAMA
LAND ROVER	INT	175				13			LAND ROVER					
LAND ROVER	INT	475		30		13			LAND ROVER					WITHOUT METAL SHROUDS
LAND ROVER	INT	882		30	82	15		LR021552 LR001157	LAND ROVER	FREELANDER 2 RANGE ROVER EVOQUE	2011-2014	4X4		L359
LAND ROVER	INT	166		30	130	15	65	TVB500390	LAND ROVER	RANGE ROVER SPORT	2006-2013	4X4		L320
LAND ROVER	INT	167		30	130	15	58	TVB500360 LR037027	LAND ROVER	DISCOVERY 3 LONDON TAXI	2004-2009,	4X4		
LAND ROVER	INT	131		30	138	13		TOQ000040 TOQ000010	LAND ROVER	FREELANDER I	1998-2006	4X4	L314	
LAND ROVER	INT	132		30	138	15		TOQ000040 TOQ000010	LAND ROVER	FREELANDER I	1998-2006	4X4	L314	
LAND ROVER	INT	718		30	138	15		TOQ000060	LAND ROVER	FREELANDER I	2002->	4X4		2.5 v6
LAND ROVER	INT	719		30	161	13	51	TVB500400 LR030049	LAND ROVER	RANGE ROVER	2002-2012	4X4	L322	
LAND ROVER	INT	931		35	160	14	40	TOQ000050 26 12 1 229 431	LAND ROVER BMW	RANGE ROVER 3 5.25 5.30	2002-2012 2000-2003 1998-2003	4X4 4X2	L322 E39	
LAND ROVER	INT	281		NA					LAND ROVER	FOR INT 216 AND INT217				6 CONVOLUTED
LAND ROVER	INT	282		NA					LAND ROVER					8 CONVOLUTED